



HITACHI

ZX17U-5N | ZX26U-5N | ZAXIS-5 series

Reliable solutions



ZX26U-5N

ZAXIS 17

ZAXIS 26

Compact Excavators

SPEC SUMMARY

	ZX17U-5N	ZX26U-5N
Operating Weight	3,790 lb. (1,720 kg)	5,560 lb. (2,520 kg)
Net Power (ISO 9249)	14.7 hp (10.8 kW) at 2,400 rpm	20.3 hp (14.9 kW) at 2,500 rpm

A PERFECT FIT: INTUITIVE COMPACT EXCAVATORS





The ZAXIS-5N series of compact excavators puts you firmly in control, so you can feel confident in your machine's performance, and be supported by the technological expertise and services that Hitachi Construction Machinery Americas provides.

HIGH PERFORMANCE & QUALITY



ZX26U-5N

Versatility



- **Zero tail swing** to work safely in narrow job site.
- **Variable track width** (ZX17U-5N)
- **1-way/2-way selector valve** for attachment mode (breaker and grapple).
- **3-way selector valve switch** over the hydraulic route to thumb or breaker operation. (ZX26U-5N)
- Wider working range for small equipment.
- **Auxiliary function lever** for various attachments. (ZX26U-5N)

Quality Details

- **Boom Cylinder Guard:** The boom cylinder is protected with a cylinder cover to increase durability.
- **Hose Protectors** protect hydraulic hoses on the boom arm.
- Standard **auxiliary hydraulic lines** are plumbed to the end of the boom to simplify attachment use.



- **Durable rubber tracks** minimize ground damage and allow machines to cross virtually any terrain, including paved surfaces.
- **Standard backfill blade** adds versatility enabling these compact to grade and backfill as well as provide extra stability.
- **Blade expansion pins** allow you to effortlessly expand the width of the blade to match the track width (ZX17U-5).




Adjustable Crawlers and Blade

Crawlers can be extended and retracted with the control lever; retracted for truck transport and easy access to narrow job sites, and extended for surefooted excavation and additional balance (ZX17U-5N).



High-Performance

- **Full hydraulic pilot valve**
- **Higher productivity**
- **Dozer blade** for easy operation and better productivity with soil-less backplate



ZX17U-5N

EASY MAINTENANCE

Easy, ground-level access maintenance points for lubrication.

Longer maintenance interval

Parallel-aligned cooling package for easy cleanup.

Larger engine cover and wider space for maintenance.

Easy to clean radiators

Wet-disc swing brake provides long term maintenance-free performance.

Hinged service door provides wide-open access to the side-by-side oil cooler and radiator for easier core maintenance.

Side-by-side cooling cores resist debris buildup. Dedicated door provides easy access for cleaning.

Spin-on filters provide quick, easy access for filter maintenance.

Ground level at-a-glance gauges for ease of daily inspection and servicing.

Vertical Sliding Engine Cover

The upright engine cover, updated from the conventional model, slides vertically with less rear projection for ease of maintenance in confined spaces.

Easy Access Fueling

Large fueling port adapted from the larger excavator models allows for quick fueling.

Easy Access Engine Compartment

The operator seat tilts up to reveal the engine compartment for ease of maintenance.



ZX26U-5N

Easy Access for Engine Maintenance

With the seat tilted up, the top of the engine is exposed for easy maintenance.



*Removal of a plate from under the seat is required.

Smaller, Lighter Fuel Tank Cover



ZX26U-5N


2-way pattern changer

Hydraulic pump

Pilot filter

Control valve

Spare power supply (12 V)



One-touch-open radiator cover and large cooling duct with impressive cooling ability

2-Way Selector Valve

With the 2-way selector valve, the operator can effortlessly select the piping for the breaker or grapple.

Breaker ⇄ Grapple





ZX17U-5N

- **Joystick controls** for effortless operation.
- **Ergonomic design** gives you convenient access to controls.
- **Operator control panel** makes operation easier.
- **Improved sound isolation** provides quiet environment for the operator (ZX26U-5N cab spec).
- **Optimal pedal layout** helps to reduce fatigue.
- **Hydraulic Pilot Control levers** provide smooth control of the front, blade, swing and travel. The levers are ergonomically arranged for easier access and to prevent fatigue.
- **Simple, easy to read LCD display** provides operational data at a glance.
- **Drink holder** is easy to reach from the operator station.

CONTROL AND COMFORT ZONE

Enhanced comfort and safety features are at your fingertips in the refined cab of ZAXIS-5N excavators, giving you the power to perform productively, with ease and reduced fatigue.

Spacious operator station

Fitted with a wide and adjustable sliding suspension seat and adjustable arm rest, the ZX17U-5N and ZX26U-5N provide a high level of comfort for operators.

Easy operation

Intuitive controls are in easy reach of the operator and the hydraulic pilot control levers ensure a smooth operation. Low noise levels allow operators to work more comfortably.

Enhanced design

The ZX17U-5N and ZX26U-5N are equipped with lights on the cab and boom.

Perfectly Positioned Pedals

The swing boom and foldable travel pedals on the ZX26U-5N are positioned for easy operation, yet allow plenty of foot room.



Joystick controls for effortless operation



Operator control panel makes operation easier.



ZX17U-5N



ZX26U-5N

Comfort

- Ergonomically designed operator station.
- Low noise level.
- Comfortable seat with suspension and slide features.
- Wider and spacious cabin with large door. (ZX26U-5N)

Easy Access

Spacious operator stations have wide entryways, making entering and exiting the cab safe and easy.

DURABILITY AND SAFETY



ZX17U-5N

Durability and Safety

HN Bushings

Grease impregnated HN bushings and pins provide long 500-hour lubricating intervals.

Highly durable front attachment.

Safety canopy to protect operator.

Boom hoses are positioned to protect from damages.

- The rugged 3-pillar canopy effectively protects the operator against tipping and falling objects. ROPS (Roll-Over Protective Structure), (ZX17U-5N)
- The rugged 4-pillar canopy effectively protects the operator against tipping and falling objects. ROPS (Roll-Over Protective Structure), (ZX26U-5N)

Neutral Engine Start System

The engine cannot start unless the shut-off lever is in the locked position, providing safe operation.

SERVICE AND SUPPORT

ZX17U-5N | ZX26U-5N



ZX26U-5N

Reducing the Total Cost of Ownership

Through our long-term commitment to maintaining a leadership position in technology and service, Hitachi Construction Machinery Americas supports an extensive network of independent, local dealers focused on providing you with knowledgeable and experienced sales, service and parts personnel.

Your Hitachi Construction Machinery Americas dealer has the resources, knowledge and personnel to work with you to ensure that you receive the most benefit from your construction equipment investment utilizing carefully designed programs and services in conjunction with extensive hands' on training and digital resources.

Hitachi Construction Machinery Americas provides a totally focused approach to supporting you, your business, and your machines.

- Full manufacturer's warranty
- HELP, Hitachi Extended Life Program
- Local parts depot backed by the Hitachi Global Parts Network
- Hitachi Genuine parts

ZX17U-5N SPECIFICATIONS

ENGINE	
Model	Yanmar 3TNV74F
Type	4-cycle water-cooled, vertical in-line special swirl combustion chamber injection
Aspiration	Natural
Aftertreatment	—
No. of cylinders	3
Rated power	
ISO 14396: Gross	15.2 hp (11.2 kW) at 2,400 rpm
ISO 9249: Net	14.7 hp (10.8 kW) at 2,400 rpm
Maximum torque	36.4 lbf-ft (49.4 Nm) at 1,800 min-1
Piston displacement	61 cu. in. (0.99 L)
Bore and stroke	2.9" x 3.0" (74 mm x 77 mm)
Batteries	1 x 12 V/36 Ah

HYDRAULIC SYSTEM	
Hydraulic Pumps	
Main pumps	Open-center with 2 variable-displacement pumps, 1 fixed-gear pump and 1 pilot pump
Maximum oil flow	2 x 5.1 gal/m (2 x 19.2 L/min)
Pilot pump	1 gear pump
Maximum oil flow	2.9 gal/m (10.8 L/min)
Auxiliary flow	7.9 gpm (30.0 L/min)
Auxiliary Pressure	2,495 psi (17.2 Mpa)
Hydraulic Motors	
Travel	2 variable displacement axial piston motors
Swing	1 gear motor
Relief Valve Settings	
Implement circuit	2,987.8 psi (20.6 MPa)
Swing circuit	1,987.0 psi (13.7 MPa)
Travel circuit	2,987.8 psi (20.6 MPa)
Pilot circuit	594.7 psi (4.1 MPa)

Hydraulic Cylinders Unit: in (mm)			
	Quantity	Bore	Rod diameter
Boom	1	2.4" (60)	1.4" (35)
Arm	1	2.2" (55)	1.2" (30)
Bucket	1	2.2" (55)	1.2" (30)
Blade	1	2.6" (65)	1.4" (35)
Boom swing	1	2.4" (60)	1.2" (30)

UPPERSTRUCTURE	
Swing Device	
Gear motor with planetary reduction gear is bathed in oil. Swing circle is single row. Swing parking brake is spring-set/hydraulic released disc type	
Swing speed	9.4 rpm
Swing torque	1,253.9 lbf-ft (1.7 kNm)
Max boom swing angle, left/right	70 degrees/50 degrees

UNDERCARRIAGE	
Tracks	
Tractor-type undercarriage. Welded track frame using selected materials. Side frame extended by cylinder span	
Numbers of Rollers and Shoes on Each Side	
Upper rollers	0
Lower rollers	3
Travel Device	
Each track driven by 2-speed axial piston motor. Parking brake is spring-set/hydraulic-released disc type.	
Travel speeds	High: 0 to 2.6 mph (0 to 4.2 km/h) Low: 0 to 1.5 mph (0 to 2.4 km/h)
Maximum traction force	2,562.8 lbf (11.4 kN)
Gradeability	47% (25 degree) continuous

ENVIRONMENT	
Engine Emissions	EPA Final Tier 4
Sound Level	
Sound level in canopy according to ISO 6396: 2008	*LpA 78.9(right)/76.6(left) dB(A)
Sound level in cab according to ISO 6396: 2008	*LwA 93.8 dB(A)

SERVICE REFILL CAPACITIES	
Unit: gal (L)	
Fuel tank	5.3 (20.0)
Engine coolant	0.7 (2.7)
Engine oil	0.8 (3.1)
Travel device (each side)	0.1 (0.25)
Hydraulic system	6.9 (26.0)
Hydraulic oil tank	3.7 (14.0)

WEIGHTS AND GROUND PRESSURE

Operating Weight and Ground Pressure

	Shoe width Unit: in (mm)	Operating weight Unit: lb (kg)	Ground pressure Unit: psi (kPa)
Rubber track	9" (230mm)	3,790 lb (1,720 kg)	3.9 psi (26.6 kPa)

With 3' 1" (0.93 m) Standard arm, Standard counterweight, Rubber track, Full fuel tank and 175 lb (79 kg) Operator

BASIC MACHINE WEIGHT AND COMPONENTS WEIGHT

Components Weight

Unit: lb (kg)

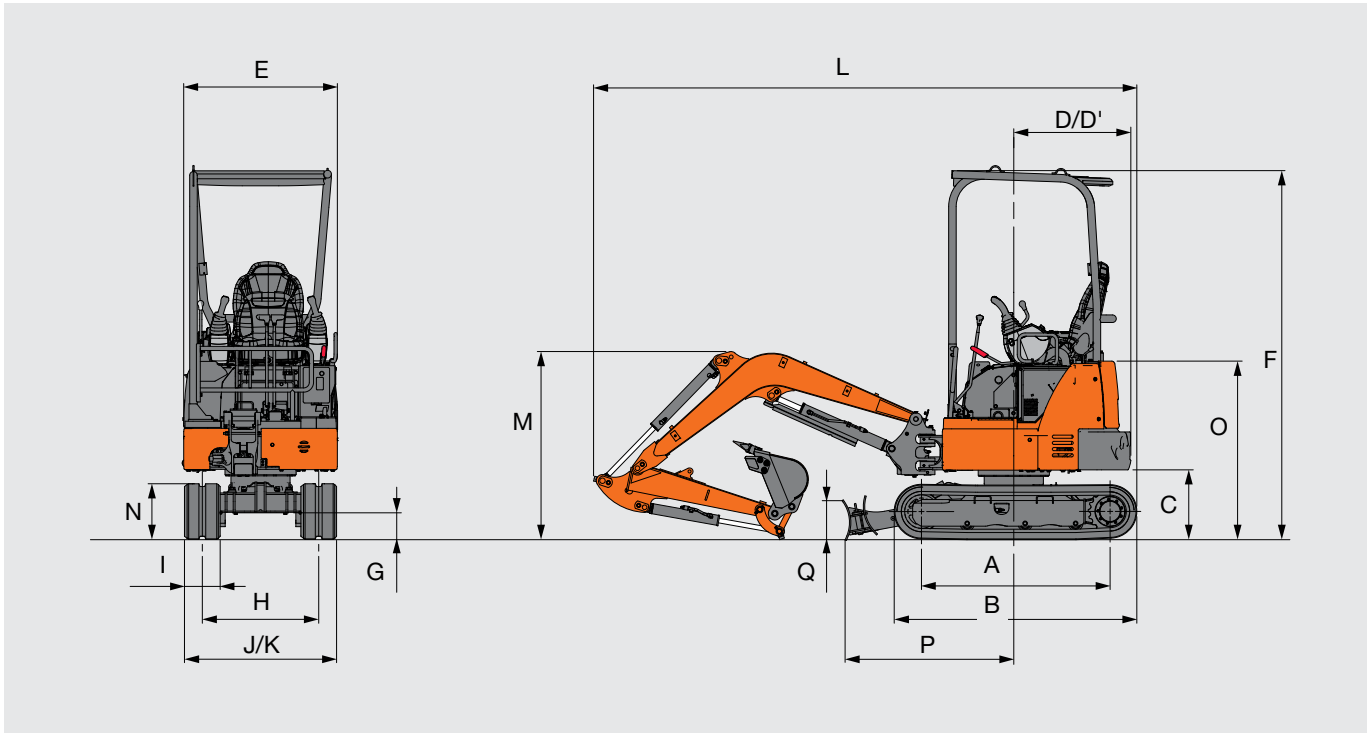
Counterweight	265 lb (120 kg)
---------------	-----------------

BUCKET AND ARM DIGGING FORCE

	Unit: lbf (kN)
Arm length	3' 1" (0.93 m)
Arm crowd force* (ISO 6015: 2006)	1,993 (8.6)
Bucket digging force* (ISO 6015: 2006)	3,598 (16)

ZX17U-5N SPECIFICATIONS

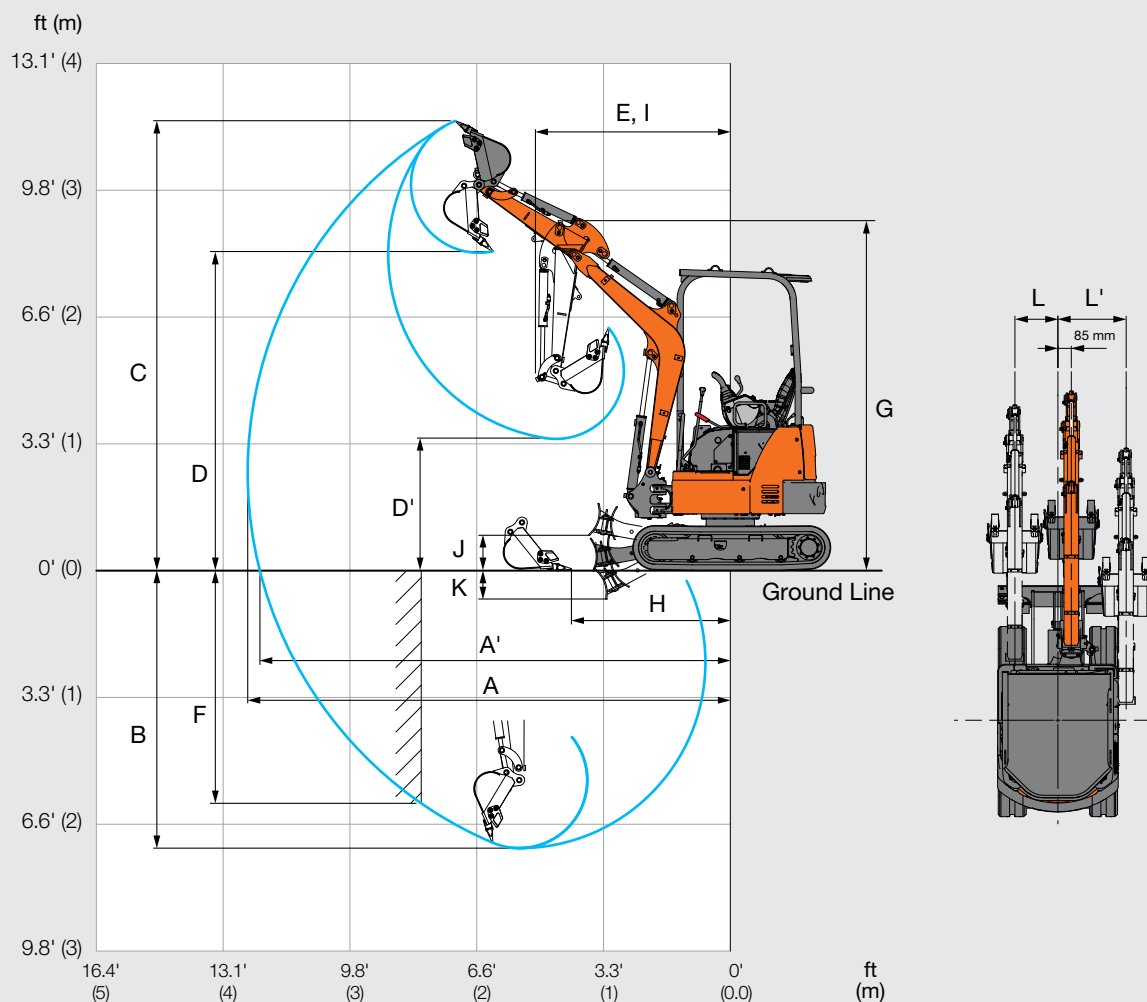
DIMENSIONS



Unit: ft-in (mm)

		ZX17-5N
A	Distance between tumblers	4' 0" (1,210)
B	Undercarriage length	5' 2" (1,570)
C	Counterweight clearance	1' 6" (450)
D	Rear-end swing radius	2' 3" (680)
D'	Rear-end length	2' 3" (680)
E	Overall width of upperstructure	3' 3" (990)
F	Overall height of canopy	7' 10" (2,380)
G	Min. ground clearance	0.6" (165)
H	Track gauge (Retract/Extend)	2' 6" (750)/3' 5" (1,050)
I	Track shoe width	9" (230)
J	Undercarriage (Blade) width (Retract/Extend)	3' 3" (980)/4' 2" (1,280)
K	Overall width (Retract/Extend)	3' 3" (980)/4' 2" (1,280)
L	Overall length	11' 6" (3,500)
M	Overall height of boom	4' 0" (1,210)
N	Track height	1' 3" (370)
O	Engine cover height	3' 9" (1,150)
P	Horizontal distance to blade	3' 7" (1,090)
Q	Blade height	0' 10" (260)

WORKING RANGES



Unit: ft-in (mm)

		ZX17U-5N
Arm length		3' 1" (0.93)
A	Max. digging reach	12' 6" (3810)
A'	Max. digging reach (on ground)	12' 2" (3,720)
B	Max. digging depth	7' 2" (2,190)
C	Max. cutting height	11' 7" (3,540)
D	Max. dumping height	8' 3" (2,510)
D'	Min. dumping height	3' 5" (1,040)
E	Min. swing radius	5' 0" (1,530)
F	Max. vertical wall digging depth	6' 0" (1,840)
G	Front height at Min. swing radius	9' 1" (2770)
H	Min. level crowding distance	4' 0" (1,230)
I	Working radius at Min. swing radius (Max. boom-swing angle)	3' 6" (1060)
J	Blade bottom highest position	0' 11" (290)
K	Blade bottom lowest position	0' 9" (230)
L/L'	Offset distance, left / right	1' 2" (360) / 1' 10" (560)

ZX17U-5N LIFTING CAPACITIES



A: Load radius
 B: Load point height
 C: Machine capacity

Rating over-front, Rating over-side or 360 degrees Unit: lb (kg)

ZX17U-5N	3' 1" (0.93 m) Standard Arm, Standard Counterweight, and Rubber Track	
	Canopy	
	Over Front*	Over Side*
Ground Level at 10' (3.0 m) Radius	1,015 lb (471 kg)	470 lb (217 kg)

*Blade down (limited by hydraulics).

EQUIPMENT

●: Standard equipment ○: Optional equipment

ENGINE	ZX17U-5N
Yanmar 3TNV74F 61 cu. in. (0.99L)	●
ISO 9249: 2007 14.7 hp (10.8 kW) at 2,400 rpm	●
ISO 14396: 2002, 15.2 hp (11.2 kW) at 2,400 rpm	●
40 amp alternator, 12 volt	●
Antifreeze	●
Certified to EPA Tier 4 Final	●
Electric fuel shutoff	●
Engine coolant -22°F (-30°C)	●
Fan guard	●
Full flow oil filter	●
Fuel filter & water separator	●
Glow plugs cold start aid	●
Isolation mounted	●
Low maintenance battery	●
Single dry-type air filter	●
Under hood muffler	●

HYDRAULIC SYSTEM	ZX17U-5N
Auxiliary function foot control	●
Auxiliary hydraulic lines to end of boom	●
Auxiliary valve section	●
Axial piston swing motor	●
Boom swing foot control	●
Excavator to backhoe control pattern change	●
Full flow oil filter	●
Hydraulic pilot controls for boom, arm, bucket, swing, blade and propel	●
Open center with two variable displacement pumps and one fixed gear pump	●
Propel brake	●
Wet disk swing brake	●

UNDERCARRIAGE	ZX17U-5N
9" (230 mm) rubber track	●
Axial plunger propel motor	●
Backfill blade, min. 3' 3" (0.98 m) to max. 4' 2" (1.28 m)	●
Planetary final drive	●
Propel motor shield	●
Two speed travel with automatic shifting	●
Variable-width undercarriage	●

UPPER STRUCTURE	ZX17U-5N
360 degree upper structure rotation	●
Counterweight 265 lb. (120 kg)	●
Independent boom swing (70 degree left and 50 degree right rotation)	●
ROPS/OPG/FOPS canopy	●
Vandal locks for service doors	●
Work light, mounted on boom	●
Zero swing configuration	●
NEW Battery disconnect switch	●

FRONT ATTACHMENTS	ZX17U-5N
Boom 6' 0" (1.82 m)	●
Arm 3' 1" (0.93 m)	●
Mechanical quick coupler	●

OPERATOR'S STATION	ZX17U-5N
12 Volt outlet	●
NEW 3 in. retractable seat belt	●
Adjustable vinyl seat	●
Cupholder	●
Horn	●
Monitor system with:	●
Instrumentation lights	●
Alternator voltage warning indicator	●
Engine coolant warning light and alarm	●
Engine oil pressure warning light and alarm	●
Engine preheat indicator	●
Fuel gauge and warning light	●
Hour meter	●
Two travel modes with foot selection switch	●
Motion alarm with cancel switch	●
Operator manual storage in back of seat	●
Work light switch	●

ZX26U-5N SPECIFICATIONS

ENGINE	
Model	Yanmar 3TNV80F
Type	4-cycle water-cooled, vertical in-line special swirl combustion chamber injection
Aspiration	Natural
Aftertreatment	—
No. of cylinders	3
Rated power	
ISO 14396: Gross	20.7 hp (15.2 kW) at 2,500 rpm
ISO 9249: Net	20.3 hp (14.9 kW) at 2,500 rpm
Maximum torque	48.4 lbf-ft (65.6 Nm) at 1,800 min-1
Piston displacement	77 cu. in. (1.266 L)
Bore and stroke	3.1" x 3.3" (80 mm x 84 mm)
Batteries	1 x 12 V/36 Ah

HYDRAULIC SYSTEM			
Hydraulic Pumps			
Main pumps	Open-center with 2 variable-displacement, 1 fixed-gear pump and 1 pilot pump pumps		
Maximum oil flow	2 x 7.9 gal/m (2 x 30.0 L/min)		
Pilot pump	1 gear pump		
Maximum oil flow	8.9 gal/m (33.6 L/min)		
Auxiliary flow	12.2 gpm (46.30 L/min)		
Auxiliary pressure	2,495 psi (17.2 MPa)		
Hydraulic Motors			
Travel	2 variable displacement axial piston motors		
Swing	1 axial piston motor		
Relief Valve Settings			
Implement circuit	3,553.4 psi (24.5 MPa)		
Swing circuit	2,697.7 psi (18.6 MPa)		
Travel circuit	3,553.4 psi (24.5 MPa)		
Pilot circuit	594.7 psi (4.1 MPa)		
Hydraulic Cylinders Unit: in (mm)			
	Quantity	Bore	Rod diameter
Boom (Canopy)	1	3.0" (75)	1.8" (45)
Boom (Cab)	1	3.0" (75)	1.8" (45)
Arm	1	2.6" (65)	1.6" (40)
Bucket	1	2.2" (55)	1.4" (35)
Blade	1	3.0" (75)	1.8" (45)
Boom swing	1	3.0" (75)	1.6" (40)

UPPERSTRUCTURE	
Swing Device	
Axial piston motor with planetary reduction gear is bathed in oil. Swing circle is single row. Swing parking brake is spring-set/hydraulic released disc type	
Swing speed	9.1 rpm
Swing torque	2,655.2 lbf-ft (3.6 kNm)
Max boom swing angle, left/right	60 degrees/70 degrees

UNDERCARRIAGE	
Tracks	
Tractor-type undercarriage. Welded track frame using selected materials. Side frame welded to track frame	
Numbers of Rollers and Shoes on Each Side	
Upper rollers	1
Lower rollers	4
Travel Device	
Each track driven by 2-speed axial piston motor. Parking brake is spring-set/hydraulic-released disc type. Automatic transmission system: High-Low.	
Travel speeds	High: 0 to 2.8 mph (0 to 4.5 km/h) Low: 0 to 1.8 mph (0 to 2.9 km/h)
Maximum traction force	4,518.7 lbf (20.1 kN)
Gradeability	47% (25 degree) continuous

ENVIRONMENT	
Engine Emissions	EPA Final Tier 4
Sound Level	
Sound level in canopy according to ISO 6396: 2008	*LpA 79.4(right)/79.7(left) dB(A)
Sound level in cab according to ISO 6396: 2008	*LpA 79.3(right)/80.5(left) dB(A)
External sound level according to ISO 6395: 2008	*LwA 94.9(canopy),94.8(cab) dB(A)

SERVICE REFILL CAPACITIES	
Unit: gal (L)	
Fuel tank	8.3 (31.3)
Engine coolant	0.8 (3.12)
Engine oil	0.9 (3.69)
Travel device (each side)	0.2 (0.6)
Hydraulic system	10.3 (39.0)
Hydraulic oil tank	6.4 (24.1)

WEIGHTS AND GROUND PRESSURE

Operating Weight and Ground Pressure

	Shoe width Unit: in (mm)	Operating weight Unit: lb (kg)	Ground pressure Unit: psi (kPa)
Rubber track and Canopy	12" (300mm)	5,560 lb (2,520 kg)	3.6 psi (25.0 kPa)
Rubber track and Cab	12" (300mm)	5,890 lb (2,670 kg)	3.8 psi (25.9 kPa)

With 3' 10" (1.17 m) Standard arm, Standard counterweight, Rubber track, Full fuel tank and 175 lb (79 kg) Operator

BASIC MACHINE WEIGHT AND COMPONENTS WEIGHT

Components Weight

Unit: lb (kg)

Counterweight (Canopy)	531 lb (241 kg)
Counterweight (Cab)	459 lb (208 kg)

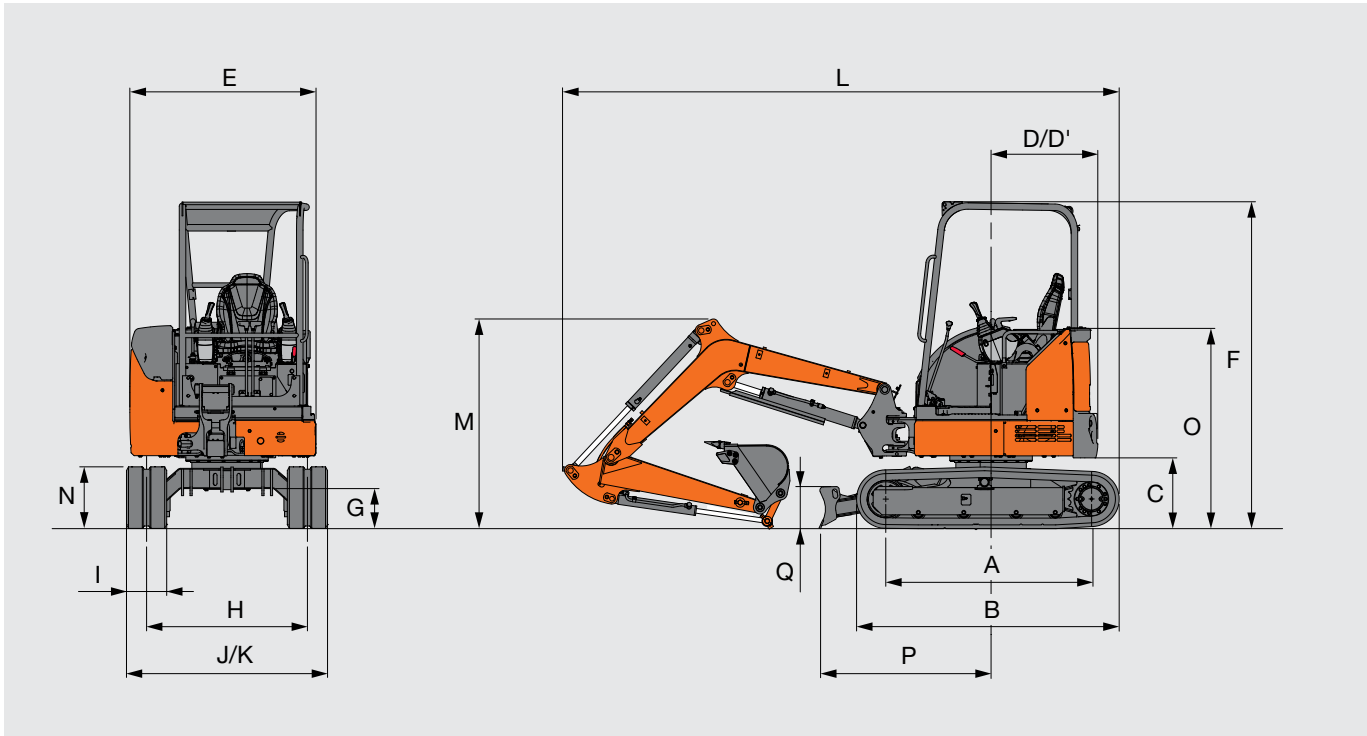
BUCKET AND ARM DIGGING FORCE

Unit: lbf (kN)

Arm length	3' 10" (1.17 m)
Arm crowd force* (ISO 6015: 2006)	3,410 (15.17)
Bucket digging force* (ISO 6015: 2006)	4,994 (22.30)

ZX26U-5N SPECIFICATIONS

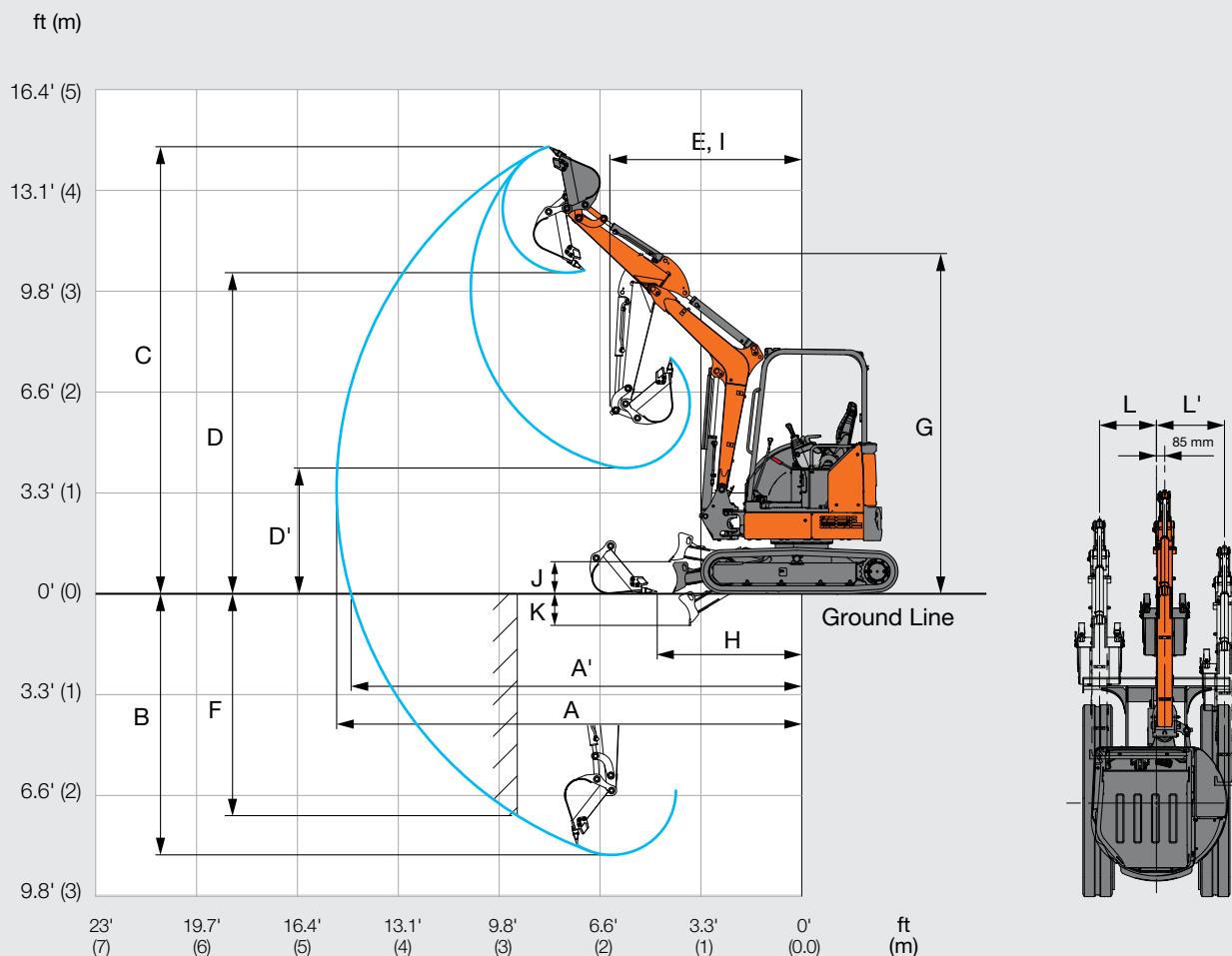
DIMENSIONS



Unit: ft-in (mm)

		ZX26-5N (Canopy)	ZX26-5N (Cab)
A	Distance between tumblers	5' 0" (1,530)	5' 0" (1,530)
B	Undercarriage length	6' 5" (1,960)	6' 5" (1,960)
C	Counterweight clearance	1' 8" (530)	1' 8" (530)
D	Rear-end swing radius	2' 7" (800)	2' 7" (800)
D'	Rear-end length	2' 7" (800)	2' 7" (800)
E	Overall width of upperstructure	4' 7" (1,390)	4' 8" (1,420)
F	Overall height of canopy/cab	8' 0" (2,430)	8' 0" (2,430)
G	Min. ground clearance	11" (300)	11" (300)
H	Track gauge	3' 11" (1,200)	3' 11" (1,200)
I	Track shoe width	12" (300)	12" (300)
J	Undercarriage width	4' 11" (1,500)	4' 11" (1,500)
K	Overall width	4' 11" (1,500)	4' 11" (1,500)
L	Overall length blade in front	13' 9" (4,190)	13' 9" (4,190)
M	Overall height of boom	5' 2" (1,570)	5' 2" (1,570)
N	Track height	1' 6" (465)	1' 6" (465)
O	Engine cover height	4' 11" (1,490)	4' 10" (1,470)
P	Horizontal distance to blade	4' 2" (1,280)	4' 2" (1,280)
Q	Blade height	1' 1" (320)	1' 1" (320)

WORKING RANGES



Unit: ft-in (mm)

		ZX26U-5N (Canopy)	ZX26U-5N (Cab)
Arm length		3' 10" (1,170)	3' 10" (1,170)
A	Max. digging reach	15' 2" (4,630)	15' 2" (4,630)
A'	Max. digging reach (on ground)	15' 0" (4,570)	15' 0" (4,570)
B	Max. digging depth	8' 6" (2,590)	8' 6" (2,590)
C	Max. cutting height	14' 7" (4,450)	14' 1" (4,280)
D	Max. dumping height	10' 6" (3,190)	10' 0" (3,040)
D'	Min. dumping height	3' 8" (1,120)	3' 5" (1,030)
E	Min. swing radius	6' 4" (1,920)	6' 7" (2,010)
F	Max. vertical wall digging depth	7' 3" (2,200)	7' 3" (2,200)
G	Front height at Min. swing radius	11' 1" (3,380)	10' 10" (3,290)
H	Min. level crowding distance	4' 8" (1,430)	4' 8" (1,430)
I	Working radius at Min. swing radius (Max. boom-swing angle)	4' 2" (1,280)	4' 4" (1,320)
J	Blade bottom highest position	1' 1" (320)	1' 1" (320)
K	Blade bottom lowest position	1' 1" (320)	1' 1" (320)
L/L'	Offset distance, left/right	1' 10" (560)/2' 3" (700)	1' 10" (560)/2' 3" (700)

ZX26U-5N LIFTING CAPACITIES



A: Load radius
 B: Load point height
 C: Machine capacity

Rating over-front, Rating over-side or 360 degrees Unit: lb (kg)

ZX26U-5N	3' 10" (1.17 m) Standard Arm, Standard Counterweight, and Rubber Track			
	Canopy		Cab	
	Over Front*	Over Front*	Over Front*	Over Front*
Ground Level at 10' (3.0 m) Radius	2,667 lb (1,210 kg)	802 lb (364 kg)	2,667 lb (1,210 kg)	871 lb (395 kg)

*Blade down (limited by hydraulics).

EQUIPMENT

● : Standard equipment ○ : Optional equipment

ENGINE	ZX26U-5N
Yanmar 3TNV80F 77 cu. in. (1.266 L)	●
ISO 9249: 2002 20.3 hp (14.9 kW) at 2,500 rpm	●
ISO 14396: 2002, 20.7 hp (15.2 kW) at 2,500 rpm	●
40 amp alternator, 12 volt	●
Antifreeze	●
Certified to EPA Tier 4 Final	●
Electric fuel shutoff	●
Fan guard	●
Fuel filter & water separator	●
Glow plugs cold start aid	●
Isolation mounted under hood	●
Low maintenance battery	●
Single dry-type air filter	●

HYDRAULIC SYSTEM	ZX26U-5N
Auxiliary function control and right hand pilot lever	●
Auxiliary hydraulic lines with a selector valve to arm	●
Auxiliary valve section	●
Axial plunger swing motor	●
Boom swing foot control	●
Excavator to backhoe control pattern change	●
Full flow oil filter	●
Hydraulic pilot controls for boom, arm, bucket, swing, blade and propel	●
Open center with two variable displacement pumps and one fixed gear pump	●
Propel brake	●
Wet disk swing brake	●

UNDERCARRIAGE	ZX26U-5N
12" (300 mm) rubber track	●
Axial plunger propel motor	●
Backfill blade 4' 11" (1.5 m)	●
Planetary final drive	●
Propel motor shield	●
Two speed travel with automatic shifting	●

UPPER STRUCTURE	ZX26U-5N
360 degree upper structure rotation	●
Counterweight	●
Canopy; 531 lb (241 kg)	●
Cab: 459 lb. (208 kg.)	○
Independent boom swing (60 degree left and 70 degree right rotation)	●
ROPS/OPG/FOPS canopy	●
ROPS/OPG/FOPS cab with heater	○
Vandal locks for service doors	●
Work light, mounted on boom	
One mounted on boom	●
One mounted on canopy (cab)	●
Zero swing configuration	●
NEW Battery disconnect switch	●

FRONT ATTACHMENTS	ZX26U-5N
Boom 6' 11" (2.10 m)	●
Arm 3' 10" (1.17 m)	●
Mechanical quick coupler	●

OPERATOR'S STATION	ZX26U-5N
12 Volt outlet	●
NEW 3 in. retractable seat belt	●
Adjustable seat	●
Cupholder	●
Horn	●
Instrumentation lights	●
Monitor system with:	
Alternator voltage warning indicator	●
Engine coolant overheat indicator and alarm	●
Engine oil pressure warning light and alarm	●
Engine preheat indicator	●
Engine oil pressure warning light with low fuel indicator	●
Fuel gauge and warning light	●
Hour meter	●
Low engine coolant temperature indicator	●
Travel mode indicator	●
Two travel modes with automatic shifting and speed selection switch	●
Motion alarm with cancel switch	●
Operator manual storage in back of seat	●
Propel levers and foldable pedals	●
Work light switch	●



HITACHI

Reliable solutions



REPUTATIONS ARE
BUILT ON IT.

With manufacturing facilities in Banshu, Ryugasaki, Tierra, Hitachinaka, and Tsuchiura, Japan, and the U.S. corporate office and campus in Newnan, Georgia, Hitachi Construction Machinery Americas Inc. (HCMA) has the experience and technology to design, engineer, manufacture, and service your Hitachi construction machinery. The HCMA team is securely poised as your go-to source in the North American and Latin American construction machinery markets.

Through our long-term commitment to maintaining a leadership position in technology, service, and support, HCMA supports an extensive network of independent, local dealers focused on providing you with knowledgeable and experienced sales, service, and parts personnel — all backed by dedicated HCMA support teams.

Your Hitachi Construction Machinery Americas dealer has the resources, expertise, and personnel to work with you to ensure that you receive the most benefit from your investment, utilizing carefully designed programs and services in conjunction with extensive digital resources. HCMA provides a totally focused approach to supporting you, your business, and your construction machinery.

Machines representative of global product. Options may not be available in all markets. Prior to operating this machine, including satellite communication system, in a country other than a country of its intended use, it may be necessary to make modifications to it so that it complies with the local regulatory standards (including safety standards) and legal requirements of that particular country. Please do not export or operate this machine outside the country of its intended use until such compliance has been confirmed. Please contact your Hitachi Construction Machinery Americas dealer in case of questions about compliance.